

Change • Challenge • Opportunity

Injury & Disability Schemes Seminar



12 - 14 November 2017 • Sofitel • Brisbane





Comcare Scheme Update 2 Years On


Tony Middlebrook
General Manager Insurance



Commonwealth Safety and Rehabilitation Compensation Scheme



388,377

Full time equivalent employees
covered under the SRC Act
(2016-17) 

Proportion of total Australian workforce by industry type (top 4)



Public administration and safety

2016-17

% Australian
industry
(2015-16)

45%

21%



Financial and insurance services

17%

17%



Transport, postal and warehousing

17%

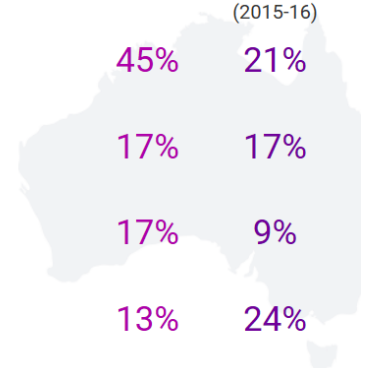
9%



Information, media and telecommunications

13%

24%






Work Health Safety Act



410,634

Full time equivalent employees
covered under the **WHS Act**
(2016-17) 

Proportion of total Australian workforce by industry type (top 4)



Public administration and safety



Financial and insurance services



Transport, postal and warehousing



Information, media and telecommunications

2016-17

% Australian
industry
(2015-16)

51%

28%

15%

16%

14%

9%

12%

24%



Claims and Cause

Type of claim



Injury

62%



Disease

31%



Psychological

7%

Cause of claim (top 5)



Body stressing

43%



Falls, trips and slips of a person

23%



Being hit by moving objects

11%



Vehicle incidents and other

8%




Mental stress

6%



Claims Cost



Claims costs by type (2016-17)



Time off work
(compensated)

54%



Medical

21%



Associated legal

11%



Other costs

9%



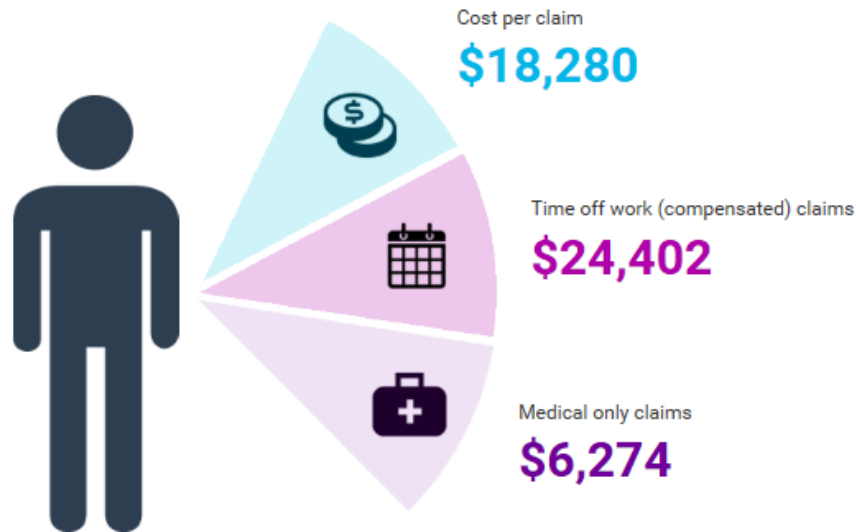
Rehabilitation
services

5%





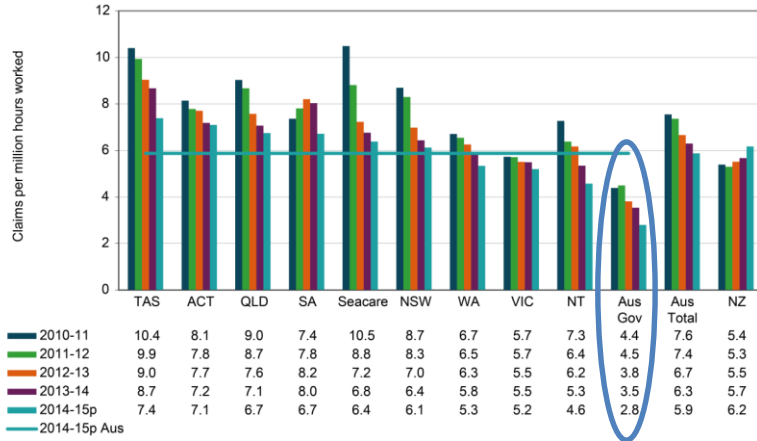
Average Claims Cost





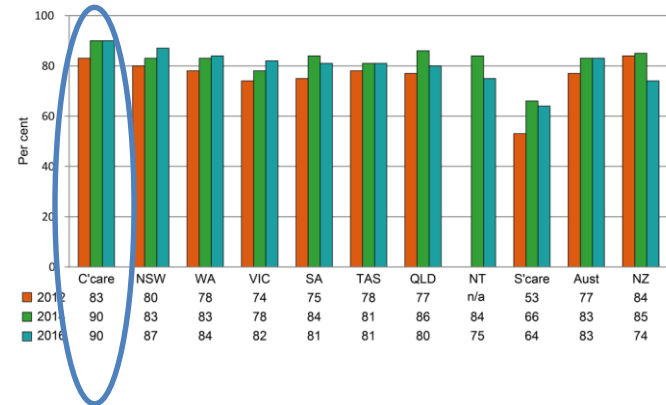
Comparison of Serious Claims and RTW rates across Schemes

Frequency rates of serious* injury and disease claims by jurisdiction



* Includes all accepted workers' compensation claims for an incapacity that results in a total absence from work of one working week or more.

Current return to work rate for 2012, 2014 and 2016



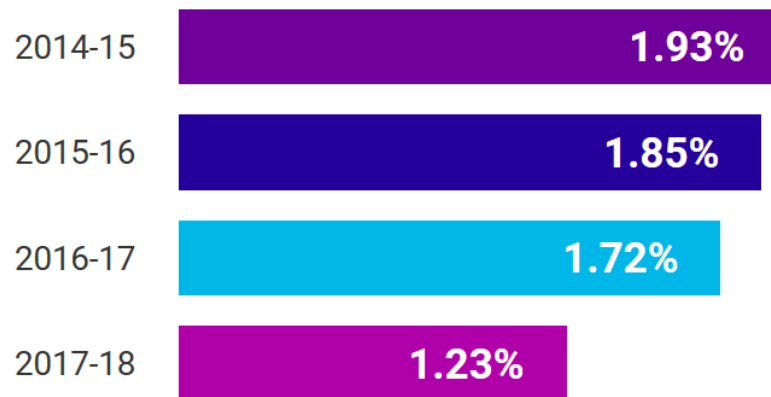
Source: 18th Edition (Revised), Safe Work Australia, Comparative Performance Monitoring Report, July 2017

Scheme Premium Rate

The scheme notional premium rate proportions the premium rate for government sector and licensees by FTE.

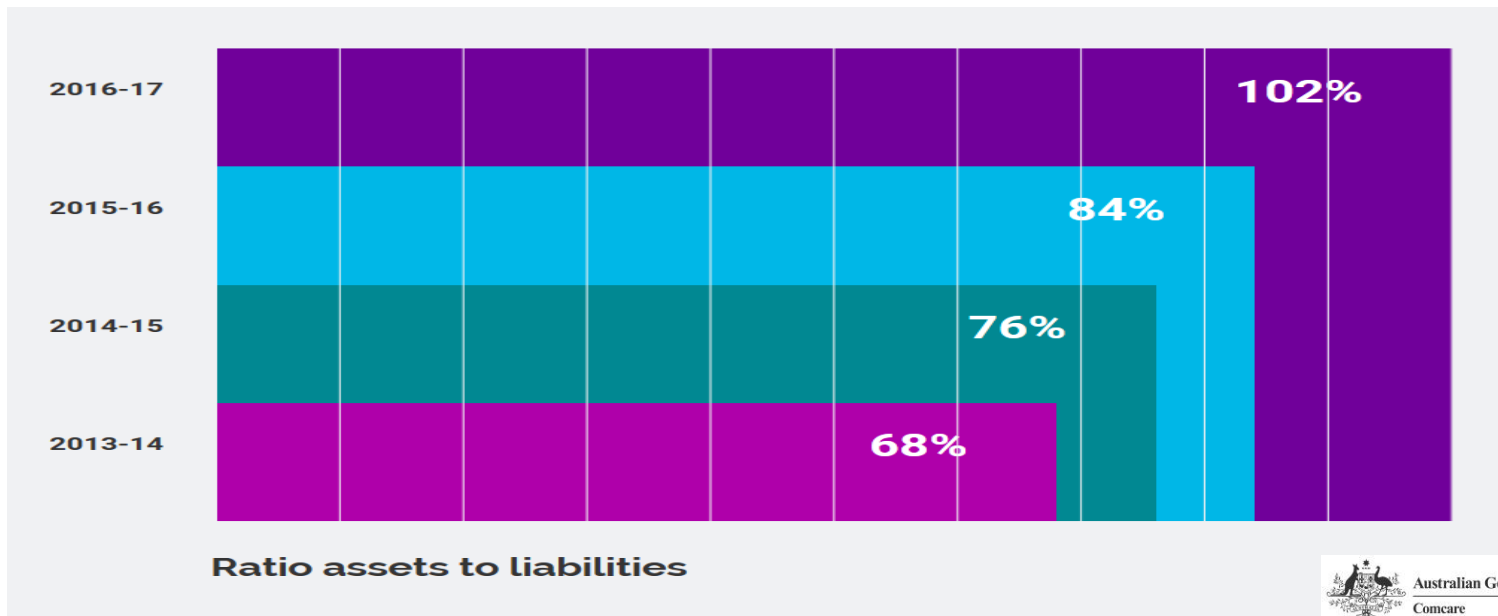


Government Sector Premium rate





Scheme Funding Ratio





Legislative Change

- In June 2017 the SRC Act was amended to align Pension Age and Critical Injury definitions in other forms of legislation.
- Previously proposed legislative reform has lapsed.



Change • Challenge • Opportunity
Injury & Disability Schemes Seminar

