

Change • Challenge • Opportunity

Injury & Disability Schemes Seminar



12 - 14 November 2017 • Sofitel • Brisbane



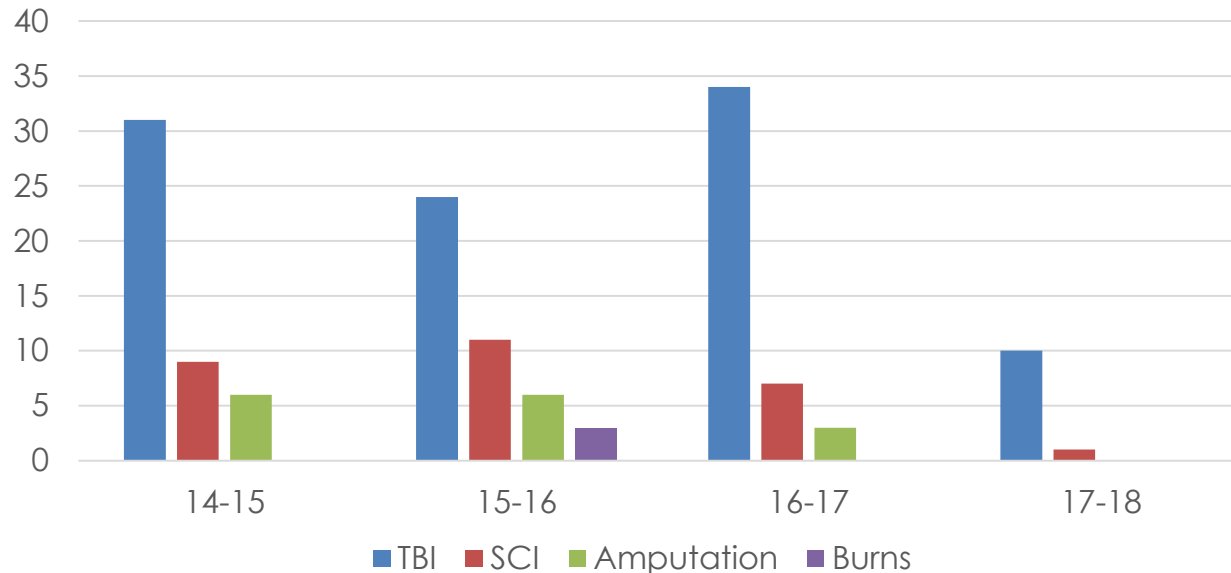


LSA SA – Scheme Update & Strategic Direction



Participant Numbers to 31 October 2017

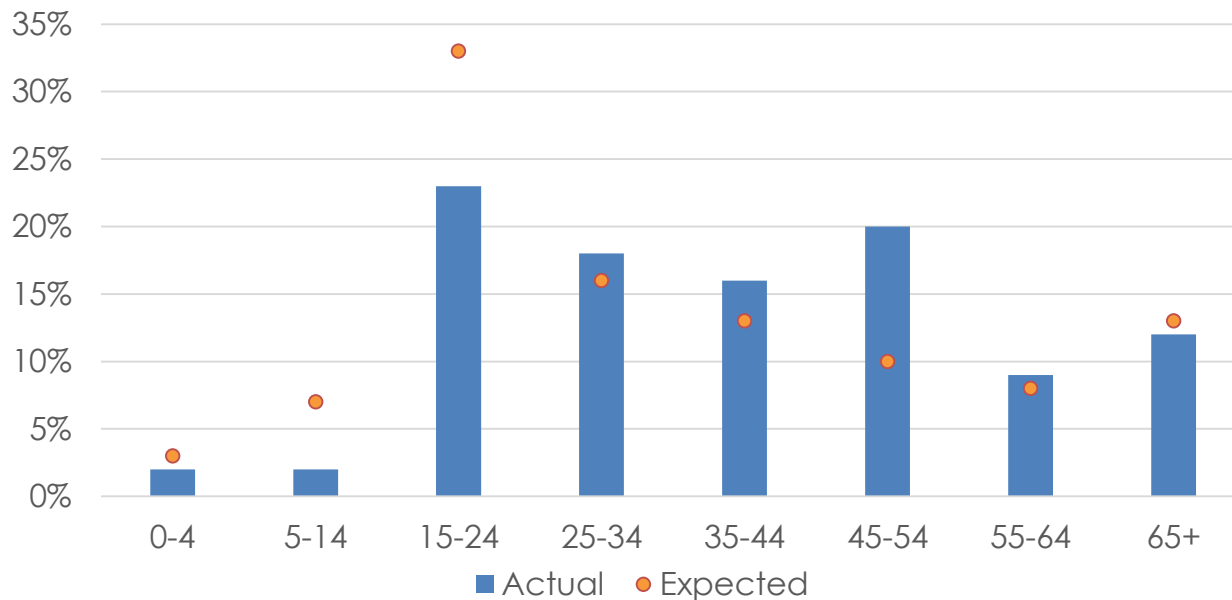
- 146 participants (*similar to model*), including 44 lifetime participants
- 100 TBI, 28 SCI, 15 Amputations, 3 Burns participants



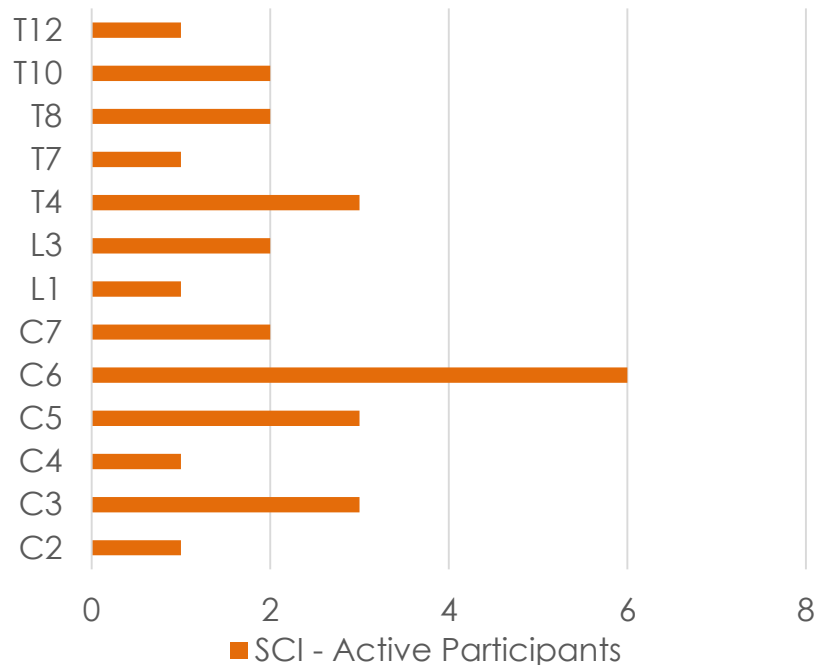
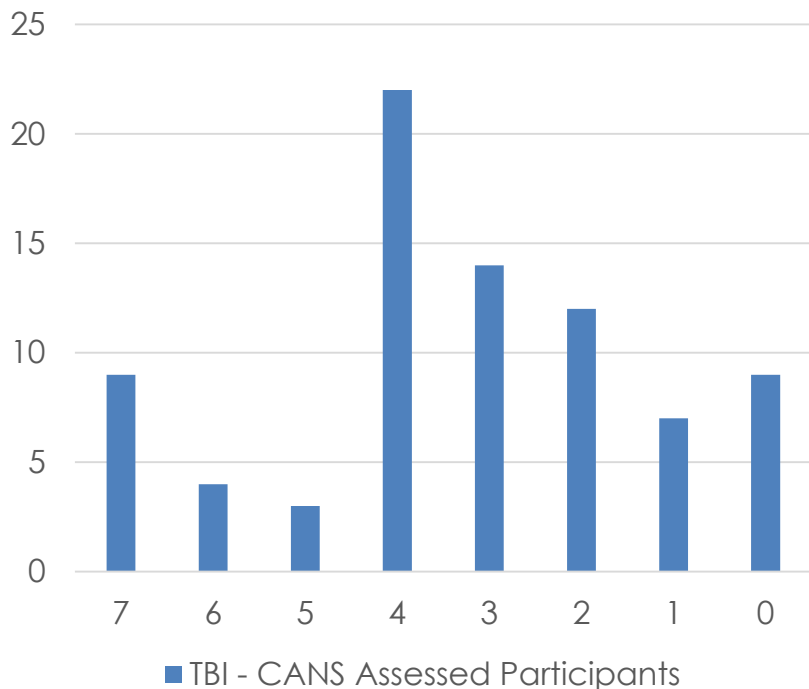


Age remains higher than expected overall

(45-54 much higher; 15-24 much lower)



CANS & Spinal Level of Lesion





Active Participant Demographic *(As at 30 June)*

Participants residing:

- 60% metropolitan
- 35% country
- 4 Interstate
- 4 Overseas

Accidents Occurring:

- 55% Metropolitan
- 45% Country



16-17 Accident Year

- First experience with very late notifications/acceptances (1 year late)
– average notification timeframes getting longer
- significantly higher participant numbers and TBI severity than expected
- 16-17 accident year valued at 9% above model however, valuation still 24% lower than model overall



Attendant Care

New Panel established with 18 Providers

Attendant Care utilisation currently 40% lower than modelled (*gratuitous component still very high, incarcerations, and service refusal*)

Currently, Attendant Care payments are:

- 33% above benchmarks for SCI
- 50% below benchmarks for TBI

(a few outliers are driving this result – impact will reduce as scheme grows)



Benchmarking

Participant Outcomes

- Project upcoming with John Walsh Centre for Rehabilitation Research
- Study of participant outcomes at 2 and 5 years
- Benchmark with NSW results from previous study
- Future plan to internally benchmark participant outcomes – new data being collected

Developed new internal benchmarking tools





Mental Health Strategy

- Continuum of wellbeing & resilience, through to suicide
 - In-house service planners are health professionals



Current Projects & Challenges

Technology – including NLP for MyPlans

Participant expectations and risk

Service Provider Capacity and Quality

Scheme Sustainability

Organisational Capability

Market Capability/Disruption (NDIS)